


По вопросам продаж и поддержки обращайтесь:

| | | |
|-----------------------------|---------------------------------|--------------------------------|
| Архангельск (8182)63-90-72 | Краснодар (861)203-40-90 | Рязань (4912)46-61-64 |
| Астана (7172)727-132 | Красноярск (391)204-63-61 | Самара (846)206-03-16 |
| Белгород (4722)40-23-64 | Курск (4712)77-13-04 | Санкт-Петербург (812)309-46-40 |
| Брянск (4832)59-03-52 | Липецк (4742)52-20-81 | Саратов (845)249-38-78 |
| Владивосток (423)249-28-31 | Магнитогорск (3519)55-03-13 | Смоленск (4812)29-41-54 |
| Волгоград (844)278-03-48 | Москва (495)268-04-70 | Сочи (862)225-72-31 |
| Вологда (8172)26-41-59 | Мурманск (8152)59-64-93 | Ставрополь (8652)20-65-13 |
| Воронеж (473)204-51-73 | Набережные Челны (8552)20-53-41 | Тверь (4822)63-31-35 |
| Екатеринбург (343)384-55-89 | Нижний Новгород (831)429-08-12 | Томск (3822)98-41-53 |
| Иваново (4932)77-34-06 | Новокузнецк (3843)20-46-81 | Тула (4872)74-02-29 |
| Ижевск (3412)26-03-58 | Новосибирск (383)227-86-73 | Тюмень (3452)66-21-18 |
| Казань (843)206-01-48 | Орел (4862)44-53-42 | Ульяновск (8422)24-23-59 |
| Калининград (4012)72-03-81 | Оренбург (3532)37-68-04 | Уфа (347)229-48-12 |
| Калуга (4842)92-23-67 | Пенза (8412)22-31-16 | Челябинск (351)202-03-61 |
| Кемерово (3842)65-04-62 | Пермь (342)205-81-47 | Череповец (8202)49-02-64 |
| Киров (8332)68-02-04 | Ростов-на-Дону (863)308-18-15 | Ярославль (4852)69-52-93 |

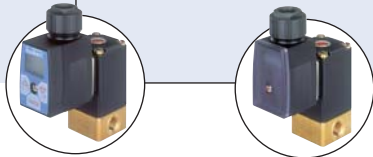
Единый адрес: btk@nt-rt.ru **Веб-сайт:** www.burkert.nt-rt.ru

Электромагнитные пропорциональные клапаны Burkert

Control Electronics for Solenoid Control Valves



Type 8605 can be combined with...



Type 8605

with operating unit combined with type 2873

Type 8605

without operating unit combined with type 2873

- Microprocessor-controlled electronics
- Selectable input signal
- Adjustable PWM frequency
- Optional RS232 or RS485 interface

The digital control electronics, type 8605, serves to operate valves in the power range from 40 - 2000 mA.

The electronics converts an external standard signal into a pulse-width modulated (PWM) signal with which the opening of the valve and hence a fluidic output parameter (e.g. flow rate) can be infinitely varied. An internal current control with the duty cycle factor of the PWM signal as control variable ensures that every value of the input signal, irrespective of the thermal condition of the coil, is unambiguously assigned a given value of the effective coil current.

Compared to DC operation of solenoid control valves the PWM operation improves, among others, their sensitivity and hysteresis.

A display and operating keys allow the electronics to be easily adapted to a particular solenoid control valve and to the concrete conditions of an application.

| Technical data | |
|--|--|
| Operating voltage | 12 - 24 V DC |
| Voltage tolerance | ±10 % |
| Residual ripple | <5 % |
| Power consumption | approx. 1 W (without valve) |
| Output current (valve) | max. 2A |
| Ambient temperature | -10 to 60°C |
| Input signal | 0-20 mA, 4-20mA or 0-5V, 0-10 V (configurable) |
| Input impedance | <200 Ω (with current input) >20 kΩ (with voltage input) |
| Output signal for valve control | PWM signal – frequency adjustable from 80Hz to 6 kHz |
| Ramp function | Time variable from 0 to 10 s |
| Version | – Cable plug for direct installation (with PG- or M12 connection) – DIN-rail version (DIN EN 50022) |
| Protection class | Cable plug – IP65 DIN-rail – IP40 |
| Housing material | Cable plug – Polyamide / PC DIN-rail – Polyamide / PBT |

Functions of the controller Type 8605

- Microprocessor-controlled electronics
- Compensation of the solenoid coil heating by internal current control
- Configurable ramp function
- Adjustable zero point shutdown
- Display and buttons
- Selectable input signal
- RS232 or RS485 interface (with auxiliary module)
- Infinitely variable PWM frequency
- Simple adaptation of the minimum and maximum current (start of opening and full opening) to the actual pressure conditions

Ordering chart Control Electronics for Solenoid Control Valves

| Version | Max. coil current [mA] | Item no. | 2861, 2871 24 V DC | 2861, 2871 12 V DC | 2863, 2873 24 V DC | 2863, 2873 12 V DC | 2865, 2875 24 V DC | 2865, 2875 12 V DC | 2836 24 V DC | 6024 24 V DC | 6024 12 V DC | 6223 24 V DC | 6223 12 V DC |
|---|------------------------|----------|--------------------|--------------------|--------------------|--------------------|--------------------|--------------------|--------------|--------------|--------------|--------------|--------------|
| | | | | | | | | | | | | | |
| Cable plug with PG-connection | 200 – 1000 | 178 354 | | | x | x | x | | | x | | x | |
| Cable plug with M12-connection | 200 – 1000 | 178 355 | | | x | x | x | | | x | | x | |
| Cable plug with PG-connection | 500 – 2000 | 178 356 | | | | x | x | x | x | x | x | | x |
| Cable plug with M12-connection | 500 – 2000 | 178 357 | | | | x | x | x | x | x | x | | x |
| Cable plug with PG-connection without operating unit | 200 – 1000 | 178 358 | | | x | x | x | | | x | | x | |
| Cable plug with M12-connection without operating unit | 200 – 1000 | 178 359 | | | x | x | x | | | x | | x | |
| Cable plug with PG-connection without operating unit | 500 – 2000 | 178 360 | | | | x | x | x | x | x | x | | x |
| Cable plug with M12-connection without operating unit | 500 – 2000 | 178 361 | | | | x | x | x | x | x | x | | x |
| DIN-rail | 40 – 220 | 178 362 | x | | | | | | | | | | |
| DIN-rail | 200 – 1000 | 178 363 | x | x | x | x | x | | | x | | x | |
| DIN-rail | 500 – 2000 | 178 364 | | | | x | x | x | x | x | x | | x |

Notes:

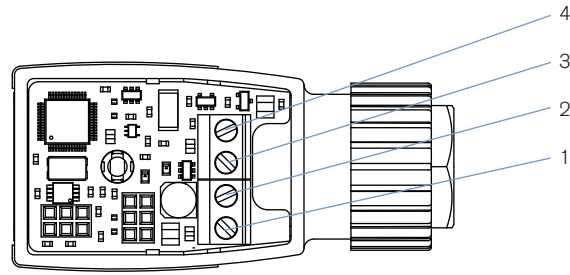
- With two current ranges possible please choose the lower one.
- Please consider the internal resistance of the valve if used in combination with valves of other vendors. The internal resistance should not fall below 7Ω because the control electronics might be damaged if the resistance of the valve is too low.
 - Successor types:
 - 2861, 2871 with 2822, 2824
 - 2863, 2873 with 2833
 - 2865, 2875 with 2835
- When using the older type please choose the control electronics indicated for the adequate new type.

Ordering chart accessories

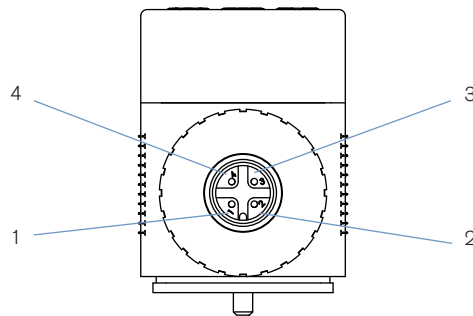
| Version | Item no. |
|--|----------|
| Control unit for plug-on module | 667 839 |
| RS232 module for plug-on | 667 840 |
| RS485 module for plug-on | 667 841 |
| RS232 module for DIN-rail | 667 842 |
| RS485 module for DIN-rail | 667 843 |
| Right-angle plug M12, 4 pins | 784 301 |
| M12 connector with 5m cable, 4 pins | 918 038 |
| M8 connector with 2m cable for RS232/ Rs485 plug-on module | 918 718 |
| Cover (for control unit without display) | 670 549 |

Pin Assignment

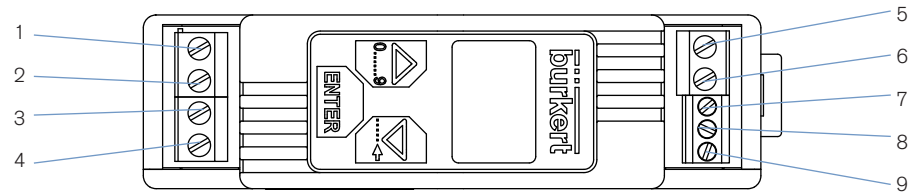
Cable plug PG



Cable plug M12



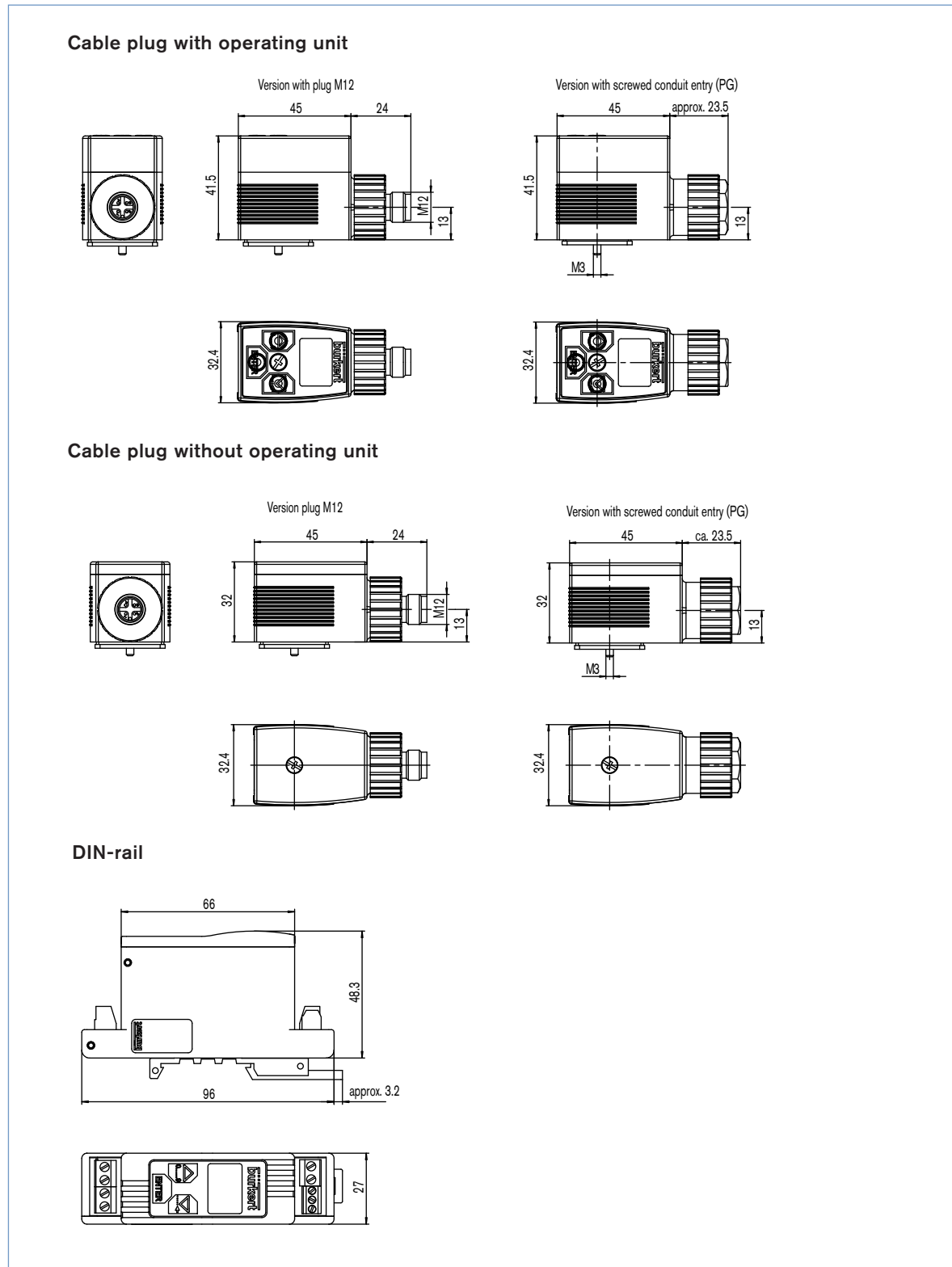
DIN-rail



- 1 : + 12-24 VDC
- 2 : GND
- 3 : Standard signal GND
- 4 : Standard signal +
- 5 : Valve
- 6 : Valve
- 7 : RS232 TxD/ RS485-B *)
- 8 : RS232 RxD/ RS485-A *)
- 9 : DGND *)

*) only with RS232 or RS485 auxiliary module

Dimensions [mm]



To find your nearest Bürkert facility, click on the orange box →



In case of special application conditions, please consult for advice.

We reserve the right to make technical changes without notice.

1411/7_EU-en_00895016

