

По вопросам продаж и поддержки обращайтесь:

Архангельск (8182)63-90-72	Краснодар (861)203-40-90	Рязань (4912)46-61-64
Астана (7172)727-132	Красноярск (391)204-63-61	Самара (846)206-03-16
Белгород (4722)40-23-64	Курск (4712)77-13-04	Санкт-Петербург (812)309-46-40
Брянск (4832)59-03-52	Липецк (4742)52-20-81	Саратов (845)249-38-78
Владивосток (423)249-28-31	Магнитогорск (3519)55-03-13	Смоленск (4812)29-41-54
Волгоград (844)278-03-48	Москва (495)268-04-70	Сочи (862)225-72-31
Вологда (8172)26-41-59	Мурманск (8152)59-64-93	Ставрополь (8652)20-65-13
Воронеж (473)204-51-73	Набережные Челны (8552)20-53-41	Тверь (4822)63-31-35
Екатеринбург (343)384-55-89	Нижний Новгород (831)429-08-12	Томск (3822)98-41-53
Иваново (4932)77-34-06	Новокузнецк (3843)20-46-81	Тула (4872)74-02-29
Ижевск (3412)26-03-58	Новосибирск (383)227-86-73	Тюмень (3452)66-21-18
Казань (843)206-01-48	Орел (4862)44-53-42	Ульяновск (8422)24-23-59
Калининград (4012)72-03-81	Оренбург (3532)37-68-04	Уфа (347)229-48-12
Калуга (4842)92-23-67	Пенза (8412)22-31-16	Челябинск (351)202-03-61
Кемерово (3842)65-04-62	Пермь (342)205-81-47	Череповец (8202)49-02-64
Киров (8332)68-02-04	Ростов-на-Дону (863)308-18-15	Ярославль (4852)69-52-93

Единый адрес: btk@nt-rt.ru **Веб-сайт:** www.burkert.nt-rt.ru

Электромагнитные пропорциональные клапаны Burkert

Universal process controller eCONTROL

- Continuous, 2-point, 3-point and On/Off control
- Ratio control function
- Sensor inputs (4...20 mA, 0...10 V, frequency, Pt100)
- Control of proportional, process and motor valves
- Bürkert proportional valves and flow meters are memorized
- 1/16 DIN size panel version



Type 8611 can be combined with...



Type 6223

Proportional Valve



Type 2301+8696

Globe control valve system



Type 8012

INLINE flowmeter



Type 8316

Pressure transmitter
4...20 mA



Type TST001

Resistance thermometer



Type 8222

neutrino conductivity meter

Thanks to its compact design, the universal 8611 controller is especially designed for compact control system applications.

It is compatible and tested with all Bürkert proportional valves and sensors and can be connected with every none-Bürkert Control valve by standard signal (4...20 mA, 0...10 V or PWM-output).

The proportional & Integral (PI) process controller is equipped with many additional functions. The process value feedback can be supplied as one of three analog inputs; a standard signal (4...20 mA/0...10V), frequency or Pt100 signal; directly to the universal controller.

The process switching points can be set via a 4...20 mA or 0...10 V signal or with the keypad. For temperature specific control, it is possible to set a cascade structure with both temperature and flow as inputs.

Thanks to the proportional control capabilities, a wide range of control functions can be performed in a variety of liquids and gas medias.

Fields of application:

- ▶ Flow control, Ratio control
- ▶ Pressure control
- ▶ Temperature control
- ▶ Conductivity control
- ▶ pH control
- ▶ Level control

General data

Materials

Housing, cover
Front panel folio / Screws
Multipin
Wall-mounting holder

PC, +20% glass fibre
Polyester / Stainless steel
CuZn, nickel-plated
PVC

Display

Dual-line 8-digit LCD with backlight

Electrical connections

Multipin: M12-8pin, M8-4pin, M8-3pin
Terminals
Insert for connecting to components according to DIN EN 175301-803

Voltage supply cable

0.5 mm² max. cross section, max. 100 m, shielded

Environment

Ambient temperature

0...+70°C (operating and storage)

Relative humidity

≤ 80%, without condensation

Height above sea level

max. 2000 m

Standards and approvals

Protection class

IP65

Standard

EMC, CE

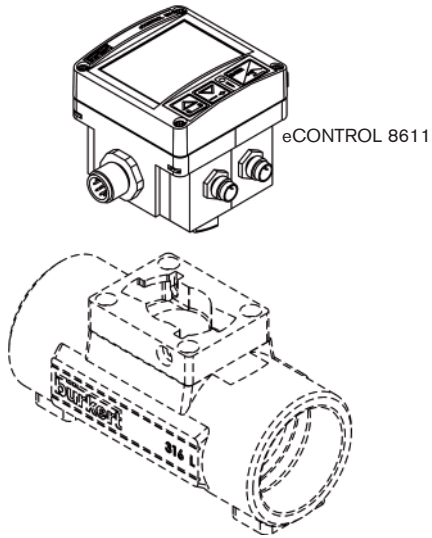
EN 61326

Electrical data	
Operating voltage	24 V DC $\pm 10\%$, filtered and regulated
Power consumption	approx. 2 W (without valve - without sensor input)
Input	
Setpoint	Sourcing mode
Standard 4...20 mA	Max. input impedance: 70 Ω Resolution: 5.5 μ A
Standard 0...10 V	Max. input impedance: 11.5 k Ω Resolution: 2.5 mV
Sensors	Sourcing mode
Standard 4...20 mA	Max. input impedance: 70 Ω Resolution: 5.5 μ A
Standard 0...10 V	Max. input impedance: 11.5 k Ω Resolution: 2.5 mV
Frequency	
Input 1	External sensor min. 0.25 Hz / max. 1 kHz input impedance: >1 k Ω Signal type: Sinus, square, triangle pulse (> 3000 mVpp, max. 30 Vpp)
Input 2	Internal Hall sensor min. 0.25 Hz / max. 1 kHz (only with Bürkert Type S030 flow fitting)
Pt100 (2 wires)	Measuring range: 0...+200°C Measuring current: 1 mA Measuring error: < 0.5°C
Binary input	Input impedance: 10 k Ω Operating threshold: 3...30 V Max. frequency: 1 kHz
Outputs	
Continuous signal	Standard signal 4...20 mA max. loop resistance: 680 Ω accuracy: 0.5% Standard signal 0...10 V max. current: 20 mA accuracy: 0.5%
Discontinuous signal	2 transistor outputs for PWM ^{*)} or PTM ^{*)} signal Control frequency 20 Hz...9999 Hz resolution max.: 16 Bit (depend from frequency) max. current load: 1.5 A switching voltage: 24 V DC
Binary output	Transistor output (PNP) (configurable) max. current load: 1.5 A switching voltage: 24 V DC
Power supply sensor / actuator	24 V DC, max. 1 A
Total load of all outputs	max. 1.5 A
Controller modes	PI-Control, 2 point and 3 point, cascaded Up to 2 Binary out with windows and hysteresis mode

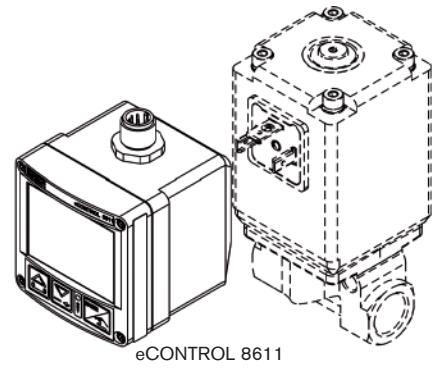
^{*)}PWM = pulse width modulation
PTM = pulse time modulation

Assembly versions

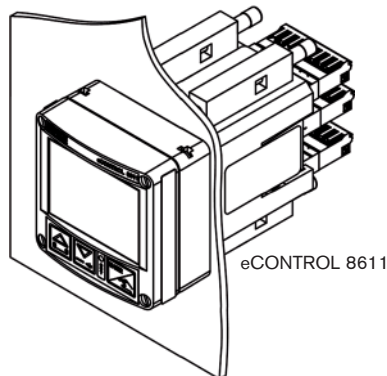
Mounting on flow-fitting
eCONTROL Fitting-mounting



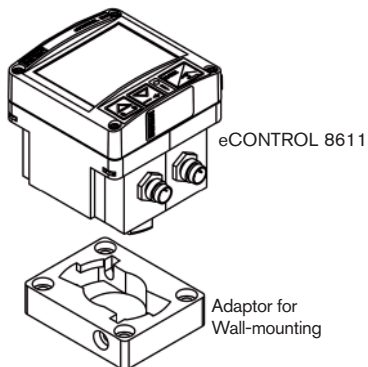
Mounting on a proportional valve
eCONTROL Valve-mounting



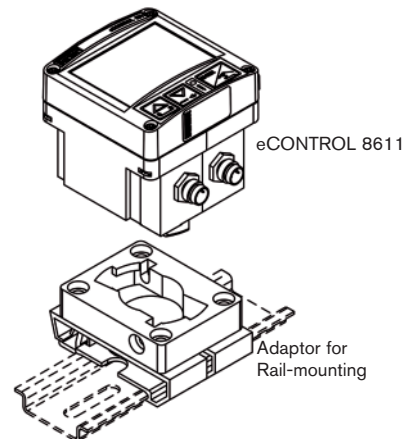
Mounting in panel
eCONTROL Panel-mounting



Mounting on a wall
eCONTROL Wall-mounting

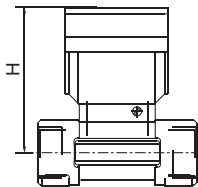
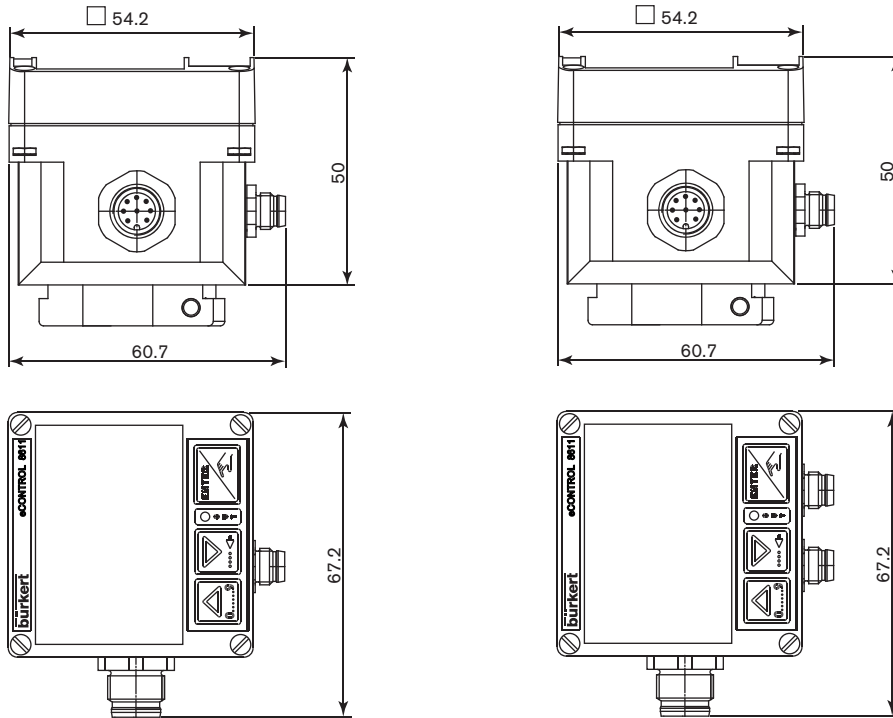


Mounting on a rail
eCONTROL Rail-mounting



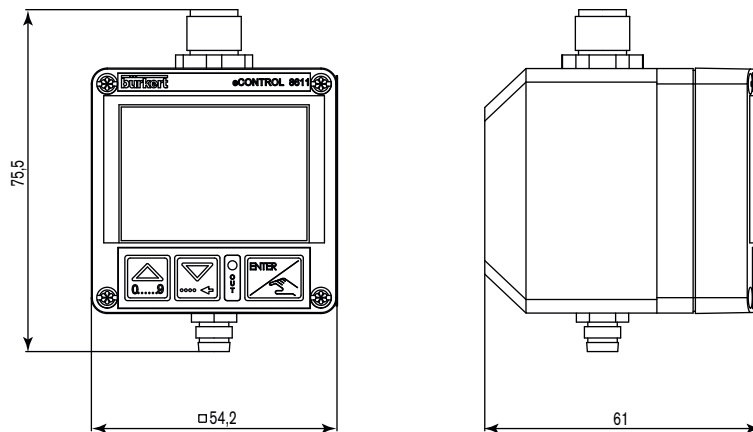
Dimensions [mm]

8611 - eCONTROL Fitting-mounting



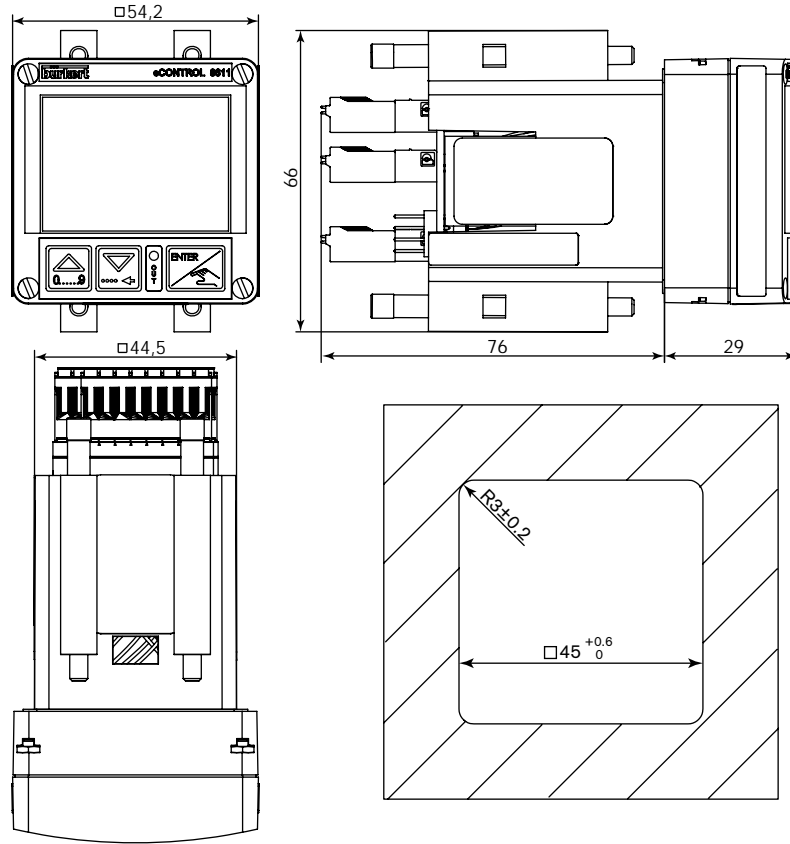
DN [mm]	H [mm]
06	79.5
08	79.5
15	84.5
20	82.0
25	82.2
32	85.8
40	89.6
50	95.7
65	98.7

8611 eCONTROL Valve-mounting

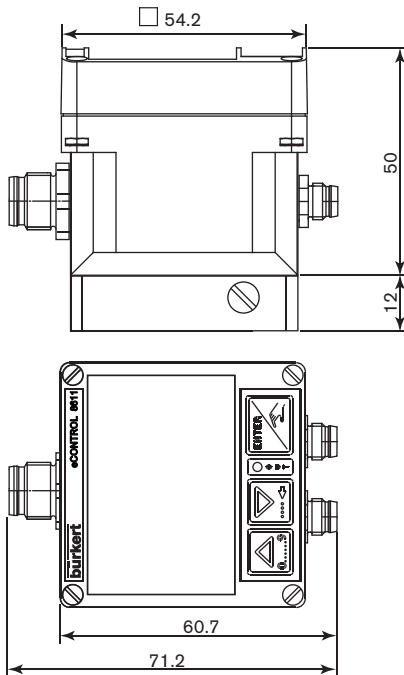


Dimensions [mm] (continued)

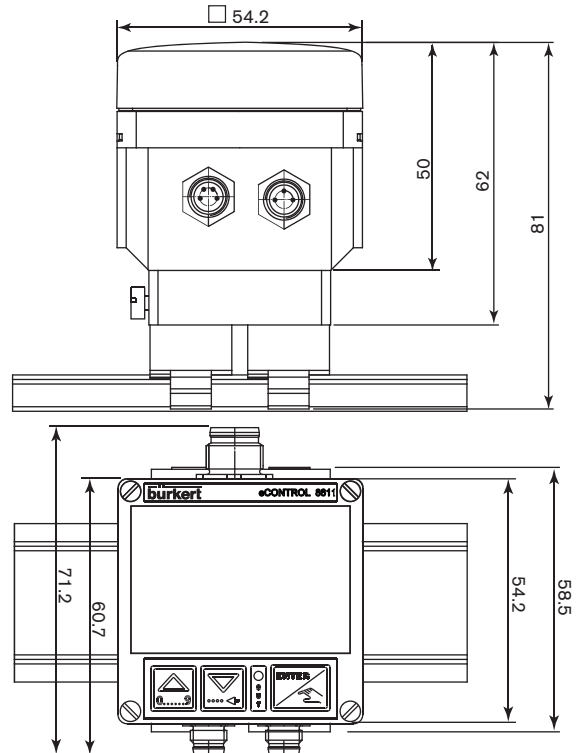
8611 eCONTROL Panel-mounting







8611 eCONTROL Wall-mounting

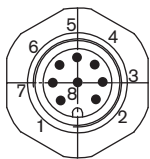


8611 eCONTROL Rail-mounting



Connection feasibility and controller versions

Assembly	Flow sensor fitting mounting		Wall- and rail-mounting	Valve-mounting
Sensor	integrated HALL-sensor, without external sensor input	integrated HALL-sensor with external sensor input	without HALL-sensor, with external sensor input	without HALL-sensor, with external sensor input
Control	<ul style="list-style-type: none"> Flow control 	<ul style="list-style-type: none"> Temperature control with flow display Temperature control with flow input for cascade control Ratio control 	<ul style="list-style-type: none"> Temperature control Pressure control Flow control 	<ul style="list-style-type: none"> Temperature control Pressure control Flow control
	 <p>8-pin M12 4-pin M8</p>	 <p>8-pin M12 4-pin M8 3-pin M8</p>	 <p>8-pin M12 4-pin M8 3-pin M8</p>	 <p>8-pin M12 3-pin M8</p>



8-pin M12 plug

- Power supply 24 V DC
- Set point value (0...10 V / 4...20 mA)
- Binary input
- process value output (0...10 V / 4...20 mA)
- PI-control output (0...10 V / 4...20 mA)
- Binary output



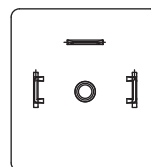
3-pin M8 plug

- Sensor input 4...20 mA / 0...10 V, frequency or Pt100
- Sensor power supply 24 V DC



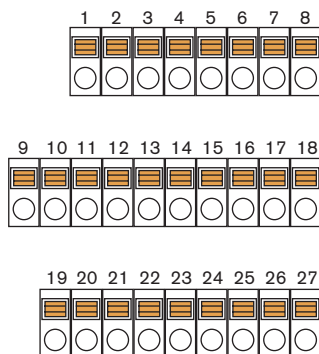
4-pin M8 plug

- PI-control output :
- 1 x PWM output
 - 2 x PTM output
 - 0...10 V/4...20 mA output and power supply actuator 24 V DC (only Item no. 182 383)



DIN 175301-803

PWM output for Solenoid control valve




Terminal block 1

Terminal block 2

Terminal block 3

Jumper 1 (NPN/PNP)

Jumper 2 (NPN/PNP)



Ordering chart for universal Controller Type 8611

A controller Type 8611 consists of:

for Fitting-mounting

- an electronic module 8611
- an INLINE fitting S030 (DN06 - DN65)

(Refer to corresponding data sheet

- has to be ordered separately)

for Wall-mounting

- an electronic module 8611
- a wall-mounting adaptor (included)

for Rail-mounting

- an electronic module 8611
- a rail-mounted adaptor (included)

for Valve-mounting








- an electronic module 8611
- a proportional valve




(Refer to corresponding data


sheet of the proportional valve - has to be ordered separately

for Panel-mounting

- an electronic module 8611
- 4 mounting brackets and 1 sealing (included)


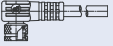
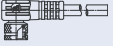










Mounting disposition	Sensor input		controller outputs (*)		Operating voltage	Setpoint setting	Process value output	Binary In/Out	Item no.
	externe 	interne 							
	-	Flow rate (Fitting S030)	1 x PWM 2 x PTM	4...20 mA 0...10 V	24 V DC	4...20 mA 0...10 V	4...20 mA (*) 0...10 V	1 x Bin In 1 x Bin Out	177 455
	Temperature (Pt100)	Flow rate (Fitting S030)	1 x PWM 2 x PTM	4...20 mA 0...10 V	24 V DC	4...20 mA 0...10 V	4...20 mA (*) 0...10 V	1 x Bin In 1 x Bin Out	177 458
	Ratio or Temp. (4...20 mA / 0...10 V)	Flow rate (Fitting S030)	1 x PWM 2 x PTM	4...20 mA 0...10 V	24 V DC	4...20 mA 0...10 V	4...20 mA (*) 0...10 V	1 x Bin In 1 x Bin Out	177 463
	Ratio (Frequency-NPN)	Flow rate (Fitting S030)	1 x PWM 2 x PTM	4...20 mA 0...10 V	24 V DC	4...20 mA 0...10 V	4...20 mA (*) 0...10 V	1 x Bin In 1 x Bin Out	208 048
			4...20 mA 0...10 V	-	24 V DC	4...20 mA 0...10 V	-	1 x Bin In 1 x Bin Out	567 181
	Flow rate (frequency- NPN)	-	1 x PWM 2 x PTM	4...20 mA 0...10 V	24 V DC	4...20 mA 0...10 V	4...20 mA (*) 0...10 V	1 x Bin In 1 x Bin Out	177 454
	Temperature (Pt100)	-	1 x PWM 2 x PTM	4...20 mA 0...10 V	24 V DC	4...20 mA 0...10 V	4...20 mA (*) 0...10 V	1 x Bin In 1 x Bin Out	177 457
	All sensors with standard signal (4...20 mA / 0...10 V)	-	1 x PWM 2 x PTM	4...20 mA 0...10 V	24 V DC	4...20 mA 0...10 V	4...20 mA (*) 0...10 V	1 x Bin In 1 x Bin Out	177 462
	All sensors with standard signal (4...20 mA / 0...10 V)	-	4...20 mA 0...10 V	-	24 V DC	4...20 mA 0...10 V	-	1 x Bin In 1 x Bin Out	182 383
	Flow rate (frequency- NPN)	-	1 x PWM 2 x PTM	4...20 mA 0...10 V	24 V DC	4...20 mA 0...10 V	4...20 mA (*) 0...10 V	1 x Bin In 1 x Bin Out	177 091
	Temperature (Pt100)	-	1 x PWM 2 x PTM	4...20 mA 0...10 V	24 V DC	4...20 mA 0...10 V	4...20 mA (*) 0...10 V	1 x Bin In 1 x Bin Out	177 456
	All sensors with standard signal (4...20 mA / 0...10 V)	-	1 x PWM 2 x PTM	4...20 mA 0...10 V	24 V DC	4...20 mA 0...10 V	4...20 mA (*) 0...10 V	1 x Bin In 1 x Bin Out	177 460

Mounting disposition	Sensor input		controller outputs	Setpoint setting	Process value output	Binary In/Out	Item no.
	externe 						
	Temperature (Pt100)	-	1 x PWM	4...20 mA 0...10 V	4...20 mA 0...10 V	1 x Bin In 1 x Bin Out	204 642
	Flow rate (frequency- NPN)	-	1 x PWM	4...20 mA 0...10 V	4...20 mA 0...10 V	1 x Bin In 1 x Bin Out	204 639
	All sensors with standard signal (4...20 mA / 0...10 V)	-	1 x PWM	4...20 mA 0...10 V	4...20 mA 0...10 V	1 x Bin In 1 x Bin Out	186 289

Mounting disposition	Sensor input	controller outputs	Setpoint setting	Process value output	Binary In/Out	Item no.
	2 x Frequency (NPN/PNP) 1 x 4...20 mA / 0...10 V 1 x Pt100 Ratio control	1 x PWM 2x PTM 1x 4...20 mA/0...10 V	4...20 mA 0...10 V	4 ...20 mA (*) 0...10 V	1 x Bin In 2 x Bin Out	210 206

* Either PWM/PTM or 4...20 mA/0...10 V selectable as PI-control output. If 4...20 mA/0...10 V selected as PI-output, the process value isn't available.

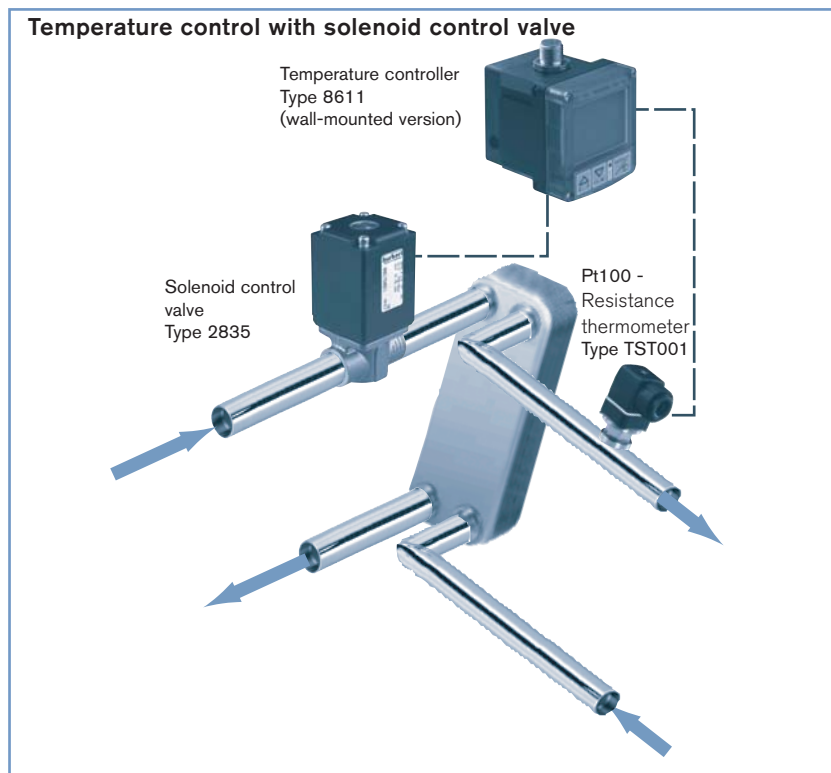
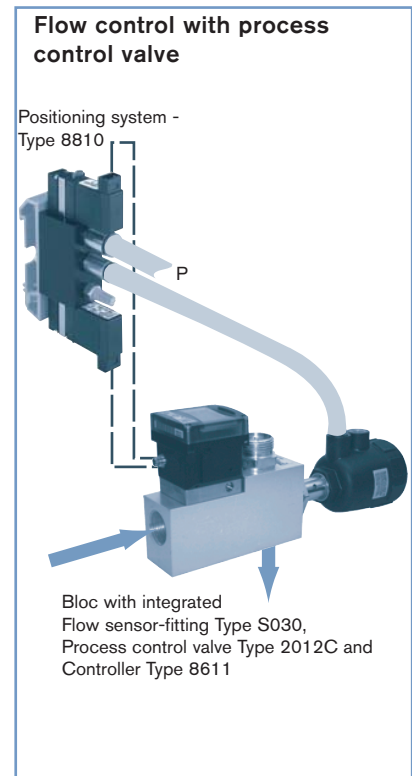
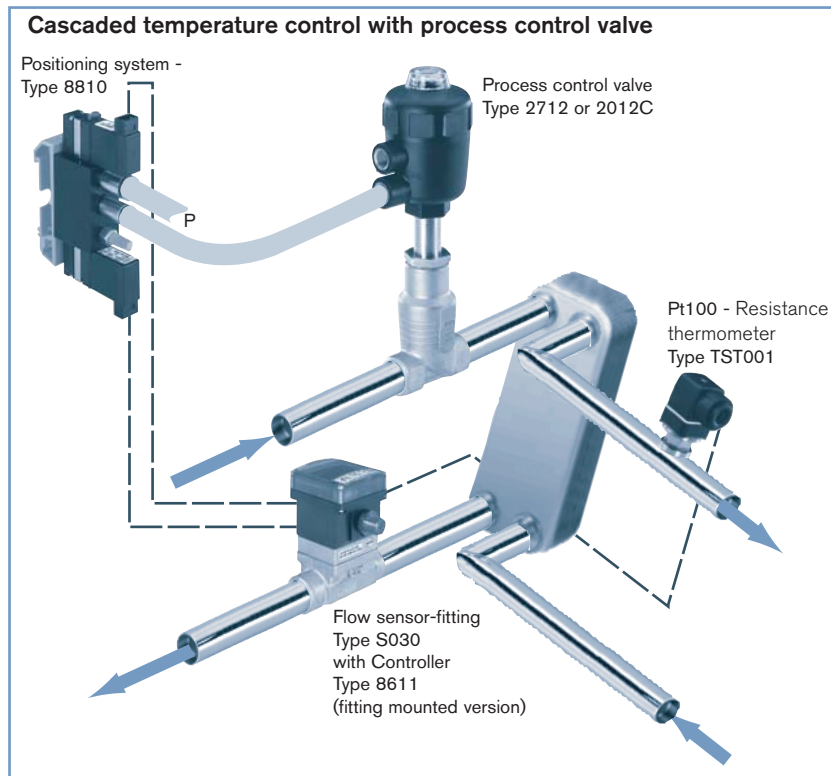
Ordering chart for accessories (has to be ordered separately)


	Description	Item no.
	Positioning system 8810 for pneumatic actuators with rail-mount adaptor	204 458
	4-pin M8 female right angle connector with self-locking threaded joint and 2 m molded cable (valve output)	918 718
	4-pin M8 female right angle connector with self-locking threaded joint and 5 m molded cable (valve output)	919 412
	3-pin M8 female right angle connector with self-locking threaded joint and 2 m molded cable (sensor input)	918 717
	3-pin M8 female right angle connector with self-locking threaded joint and 5 m molded cable (sensor input)	919 410
	4-pin M8 female connector, straight with snap-on connection and 2 m molded cable (valve output)	919 060
	3-pin M8 female connector, straight with snap-on connection and 2 m molded cable (sensor input)	918 039
	8-pin M12 female connector, straight with screw connection and 2 m molded cable (PUR) (Power supply)	919 061
	8-pin M12 female connector, straight with screw connection, to assemble (Power supply)	918 998
	2-pin female connector, straight with 3 m cable (for connection to Positioning system 8810)	133 486
	2-pin female connector, straight with 5 m cable (for connection to Positioning system 8810)	167 494
	2-pin female connector, straight with 0.3 m wire (for connection to Positioning system 8810)	644 068
	2-pin female connector, straight with 0.6 m wire (for connection to Positioning system 8810)	162 144

Ordering chart for spare parts (has to be ordered separately)

	Description	Item no.
	Wall-mounting adaptor	427 098
	Rail-mounting adaptor	655 980
	Mounting brackets (Set of 4 pieces)	560 225

Examples of applications



*To find your nearest Bürkert office, click on the orange box → 

In case of special application conditions, please consult for advice.

Subject to alteration.
© Christian Bürkert GmbH & Co. KG

1512/16_EU-en_00895018

