

**По вопросам продаж и поддержки обращайтесь:**

Архангельск (8182)63-90-72	Краснодар (861)203-40-90	Рязань (4912)46-61-64
Астана (7172)727-132	Красноярск (391)204-63-61	Самара (846)206-03-16
Белгород (4722)40-23-64	Курск (4712)77-13-04	Санкт-Петербург (812)309-46-40
Брянск (4832)59-03-52	Липецк (4742)52-20-81	Саратов (845)249-38-78
Владивосток (423)249-28-31	Магнитогорск (3519)55-03-13	Смоленск (4812)29-41-54
Волгоград (844)278-03-48	Москва (495)268-04-70	Сочи (862)225-72-31
Вологда (8172)26-41-59	Мурманск (8152)59-64-93	Ставрополь (8652)20-65-13
Воронеж (473)204-51-73	Набережные Челны (8552)20-53-41	Тверь (4822)63-31-35
Екатеринбург (343)384-55-89	Нижний Новгород (831)429-08-12	Томск (3822)98-41-53
Иваново (4932)77-34-06	Новокузнецк (3843)20-46-81	Тула (4872)74-02-29
Ижевск (3412)26-03-58	Новосибирск (383)227-86-73	Тюмень (3452)66-21-18
Казань (843)206-01-48	Орел (4862)44-53-42	Ульяновск (8422)24-23-59
Калининград (4012)72-03-81	Оренбург (3532)37-68-04	Уфа (347)229-48-12
Калуга (4842)92-23-67	Пенза (8412)22-31-16	Челябинск (351)202-03-61
Кемерово (3842)65-04-62	Пермь (342)205-81-47	Череповец (8202)49-02-64
Киров (8332)68-02-04	Ростов-на-Дону (863)308-18-15	Ярославль (4852)69-52-93

**Единый адрес:** [btk@nt-rt.ru](mailto:btk@nt-rt.ru) **Веб-сайт:** [www.burkert.nt-rt.ru](http://www.burkert.nt-rt.ru)

## РЕГУЛИРУЮЩИЕ КЛАПАНЫ



## Pneumatically operated 2/2 way Valve

- Stainless steel or brass body with threaded connection
- High service life
- Compact design
- Variant for steam applications available



Product variants described in the data sheet may differ from the product presentation and description.

### Can be combined with

- |   |  |
|---|--|
|   | <b>Type 6014</b> ▶<br>Plunger valve 3/2 way direct-acting                                  |
|  | <b>Type 8640</b> ▶<br>Customized Pneumatic Systems Solutions for the Processing Industries |
|  | <b>Type 6012</b> ▶<br>Plunger valve 3/2 way direct-acting                                  |
|  | <b>Type 8644</b> ▶<br>Remote Process Actuation Control System AirLINE                      |
|  | <b>Type 8311</b> ▶<br>Pressure measuring device / Switch                                   |

### Type description

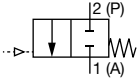
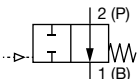
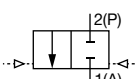
The externally piloted 2-way valve is operated by a diaphragm actuator. A double spindle seal guarantees high tightness and a high service life. The compact actuator housing is made out of chemical resistant plastic and ideal for customer specific multifunction block solutions.

This low maintenance and robust valve can be supplemented by a large accessory program.



## 1. General technical data

Product properties	
Dimensions	Detailed information can be found in chapter "5. Dimensions" on page 5.
<b>Material</b>	
Body	Brass, stainless steel
Inner part valve	Stainless steel
Actuator	Epoxy resin
Seal	NBR, FKM, PTFE/FKM, EPDM, PTFE/EPDM
Orifice	DN 10...DN 25
Performance data	
Pilot pressure	Detailed information can be found in chapter "6. Performance specifications" on page 6.
Medium data	
<b>Medium</b>	
With NBR	Neutral medium, e.g. compressed air, town gas, water, hydraulic oil
With FKM	Per-solution, oxygen, hot air
With EPDM	Oil and fat-free medium, e.g. hot water, alkaline washing and bleaching lyes
With PTFE/EPDM (PTFE seal with EPDM O-ring)	Oil and fat-free medium, e.g. hot water and steam
With PTFE/FKM (PTFE seal with FKM O-ring)	Hot oils, hydrocarbonated water, aromatics and steam
<b>Medium temperature</b>	
With NBR	-10 °C...+90 °C
With FKM	-10 °C...+100 °C
With EPDM	-10 °C...+100 °C
With PTFE/EPDM	-10 °C...+140 °C
With PTFE/FKM	-10 °C...+140 °C
Viscosity	Max. 100 mm <sup>2</sup> /s
Control medium	Neutral gases and liquids, in particular air, water, hydraulic liquids up to max. +90 °C
Environment and installation	
Ambient temperature	-10 °C...+90 °C
Installation position	As required, preferably with actuator upright

## 2. Circuit functions

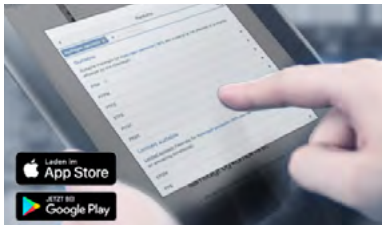
Control function	Description
	<b>CF: A, pneumatically operated on/off valve</b> 2/2 way Flow direction below seat Normally closed by spring force
	<b>CF: B, pneumatically operated on/off valve</b> 2/2 way Flow direction above seat Normally opened by spring force
	<b>CF: I, pneumatically operated on/off valve on either side</b> 2/2 way Flow direction below seat Normally closed (without spring)

### 3. Approvals

Approvals	Description
 	<p><b>Explosion protection</b> As category 2 device suitable for zone 1/21 and zone 2/22 (option)</p> <p>ATEX: II 2G Ex h IIC T4 Gb II 2D Ex h IIIC T135 °C Db</p> <p>IECEX: Ex h IIC T4 Gb Ex h IIIC T135 °C Db</p>

### 4. Materials

#### 4.1. Chemical Resistance Chart – Bürkert resistApp

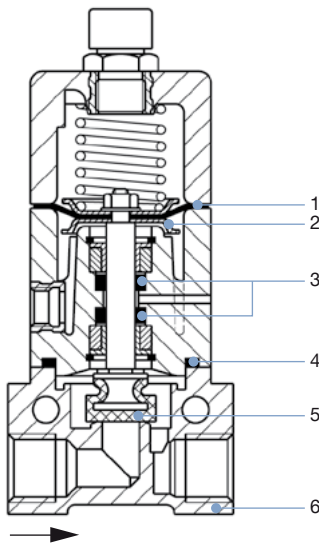


**Bürkert resistApp – Chemical Resistance Chart**

You want to ensure the reliability and durability of the materials in your individual application case? Verify your combination of media and materials on our website or in our resistApp.

[Start Chemical Resistance Check](#)

#### 4.2. Material specifications



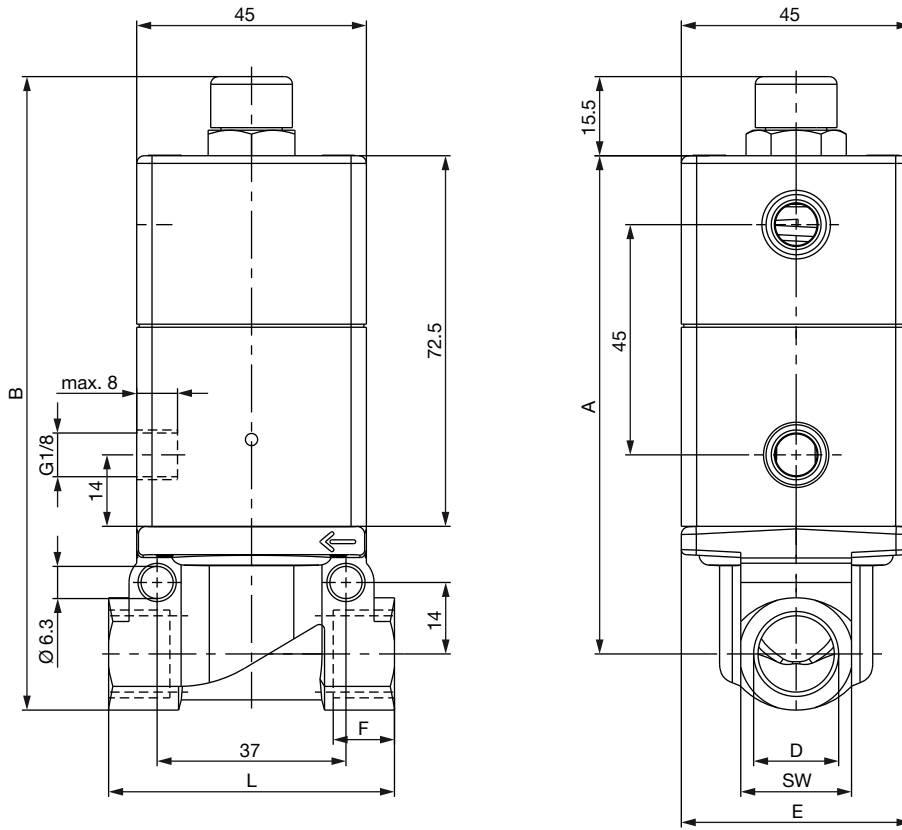
No.	Element	Material
1	Control diaphragm	FKM, PTFE
2	Spring plate	Stainless steel 1.4301
3	Lip seal	NBR, EPDM, FKM, PTFE
4	O-Ring	NBR, EPDM, FKM
5	Seal	NBR, EPDM, FKM, PTFE
6	Body	Brass, stainless steel 1.4581

### 5. Dimensions

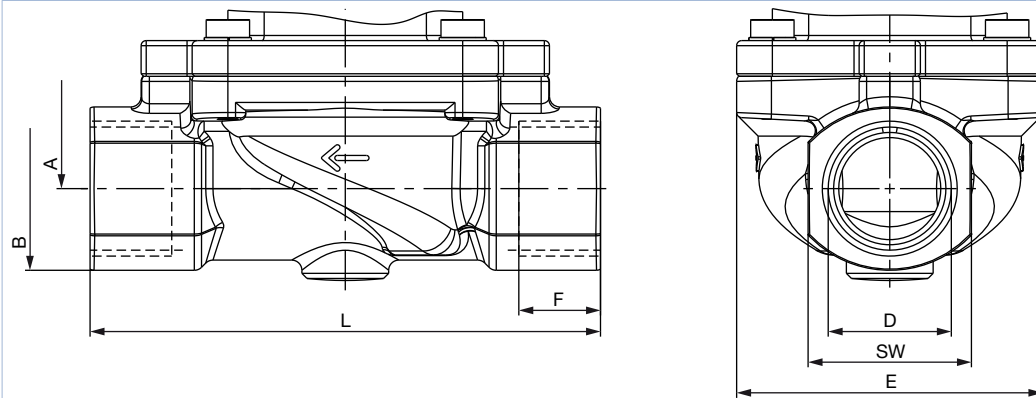
**Note:**

- Upper pilot air port only for CFB and CFI
- Dimensions in mm

**DN 10/DN 12**



**DN 20/DN 25**



Orifice	D	A	B	E	F	L	SW
10	G 3/8	97.5	124	45	12	56	22
12	G 1/2	96.5	127.5	40	14	74.5	27
20	G 3/4	109.5	141	60	16	100	32
25	G 1	114	150	70	18	115	41

DTS 1000010919 EN Version: H Status: RL (released | freigegeben | valide) printed: 08.03.2021

## 6. Performance specifications

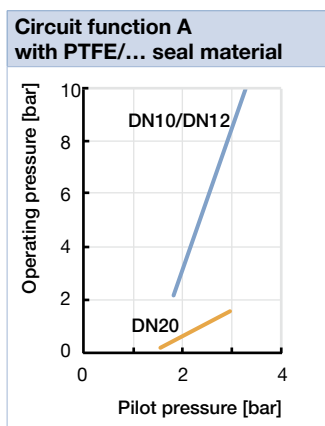
### 6.1. Pressure range

Orifice	K <sub>v</sub> value water	Port connection	Operating pressure max.			Control pressure max.	Weight
			CF: A normal spring	CF: A reinforced spring	CF: B and I normal spring		
[mm]	[m <sup>3</sup> /h] <sup>1.)</sup>		[bar] <sup>2.)</sup>	[bar] <sup>2.)</sup>	[bar] <sup>2.)</sup>	[bar] <sup>2.)</sup>	[kg]
10	1.0	G 3/8	5	10	10	6	0.5
12	2.1	G 1/2	3.5	6	10	6	0.6
20	6.5	G 3/4	–	1.5	1.5	6	1.0
25	10.0	G 1	–	1	1	6	1.4

1.) Flow rate K<sub>v</sub> value water: measured at +20 °C, 1 bar pressure at valve inlet and free outlet

2.) Pressure data: Measured as overpressure to the atmospheric pressure

### 6.2. Operating pressure/pilot pressure diagram



## 7. Ordering information

### 7.1. Bürkert eShop – Easy ordering and quick delivery



#### Bürkert eShop – Easy ordering and fast delivery

You want to find your desired Bürkert product or spare part quickly and order directly? Our online shop is available for you 24/7. Sign up and enjoy all the benefits.

[Order online now](#)

### 7.2. Bürkert product filter



#### Bürkert product filter – Get quickly to the right product








































You want to select products comfortably based on your technical requirements? Use the Bürkert product filter and find suitable articles for your application quickly and easily.

[Try out our product filter](#)

### 7.3. Ordering chart

**Note:**

Valves with threaded connection

Circuit function	Orifice	Port connection	K <sub>v</sub> value water [m <sup>3</sup> /h] <sup>1.)</sup>	Pressure spring actuator	Operating pressure max. [bar] <sup>2.)</sup>	Seal material	Article no.		
	[mm]								
<b>Brass body</b>									
A	10	G ¾	1.0	normal	5	EPDM	026059 		
						FKM	026257 		
						NBR	026287 		
				reinforced	10	EPDM	027400 		
						FKM	026459 		
						NBR	027643 		
	PTFE/FKM	6	PTFE/FKM	026457 					
			normal	3.5	EPDM	027545 			
					FKM	026088 			
	NBR	027734 							
	12	G ½	2.1	reinforced	6	EPDM	026079 		
						FKM	027926 		
						NBR	027991 		
				normal	1.5	PTFE/EPDM	026200 		
						PTFE/FKM	028004 		
EPDM						1.5	EPDM	028211 	
	FKM	028046 							
	NBR	028072 							
20	G ¾	6.5	reinforced	1	EPDM	029106 			
					FKM	028410 			
					NBR	028071 			
B	10	G ¾	1.0	normal	10	EPDM	026812 		
						FKM	027891 		
						NBR	026290 		
	12	G ½	2.1	normal	10	EPDM	027988 		
						FKM	026715 		
						NBR	026298 		
	20	G ¾	6.5	normal	1.5	EPDM	028557 		
						FKM	027773 		
						NBR	027639 		
<b>Stainless steel body</b>									
A	10	G ½	1.0	reinforced	10	EPDM	167814 		
						NBR	228680 		
	12	G ½	2.1	normal	3.5	FKM	028011 		
						reinforced	6	EPDM	028080 
								PTFE/FKM	027557 
FKM	028762 								
B	12	G ½	2.1	normal	10	FKM	029007 		
						PTFE/FKM	027558 		
						PTFE/EPDM	028496 		

 1.) Flow rate K<sub>v</sub> value water: measured at +20 °C, 1 bar pressure at valve inlet and free outlet

2.) Pressure data: Measured as overpressure to the atmospheric pressure

