

По вопросам продаж и поддержки обращайтесь:

Архангельск (8182)63-90-72	Краснодар (861)203-40-90	Рязань (4912)46-61-64
Астана (7172)727-132	Красноярск (391)204-63-61	Самара (846)206-03-16
Белгород (4722)40-23-64	Курск (4712)77-13-04	Санкт-Петербург (812)309-46-40
Брянск (4832)59-03-52	Липецк (4742)52-20-81	Саратов (845)249-38-78
Владивосток (423)249-28-31	Магнитогорск (3519)55-03-13	Смоленск (4812)29-41-54
Волгоград (844)278-03-48	Москва (495)268-04-70	Сочи (862)225-72-31
Вологда (8172)26-41-59	Мурманск (8152)59-64-93	Ставрополь (8652)20-65-13
Воронеж (473)204-51-73	Набережные Челны (8552)20-53-41	Тверь (4822)63-31-35
Екатеринбург (343)384-55-89	Нижний Новгород (831)429-08-12	Томск (3822)98-41-53
Иваново (4932)77-34-06	Новокузнецк (3843)20-46-81	Тула (4872)74-02-29
Ижевск (3412)26-03-58	Новосибирск (383)227-86-73	Тюмень (3452)66-21-18
Казань (843)206-01-48	Орел (4862)44-53-42	Ульяновск (8422)24-23-59
Калининград (4012)72-03-81	Оренбург (3532)37-68-04	Уфа (347)229-48-12
Калуга (4842)92-23-67	Пенза (8412)22-31-16	Челябинск (351)202-03-61
Кемерово (3842)65-04-62	Пермь (342)205-81-47	Череповец (8202)49-02-64
Киров (8332)68-02-04	Ростов-на-Дону (863)308-18-15	Ярославль (4852)69-52-93

Единый адрес: btk@nt-rt.ru **Веб-сайт:** www.burkert.nt-rt.ru

**ШАРОВЫЕ КРАНЫ,
ЗАТВОРЫ ДИСКОВЫЕ**



Ball Valve, manually-operated

- Application for aggressive media
- High flow-rate
- Safe blocked union nuts with Dual Block® Technology



Product variants described in the data sheet may differ from the product presentation and description.

Can be combined with

	Type 2052 Pneumatic rotary actuator	▶
	Type 2051 Pneumatic rotary actuator	▶
	Type 3003 Electrical Rotary Actuator - On/Off and control	▶
	Type 3004 Explosion Proof Rotary Actuator - On/Off and control	▶
	Type 3005 Electric Rotary Actuator - On/Off and Control	▶
	Type 1061 Accessory for pneumatic rotary actuators	▶

Type description

2/2- and 3/2-way ball valves with manual override in plastic for separating medium flow. Different body versions and materials can be ordered to suit various applications. Special feature: The ball valves are equipped with the so-called Dual Block® Technology. This system serves as a safety device for the union nuts. It prevents that the installed valve becomes loose during the operation.

1. General technical data

Product properties

Materials

Body	PVC-U, PP-H (PVDF, PVC-C on request)
Seal	PTFE/EPDM, PTFE/FKM

Performance data

Operating pressure (max.)

PP-H	0...10 bar
PVC-U, PVDF, PVC-C	0...16 bar

see also „3.1. Pressure temperature diagram“ on page 4

Medium data

Media temperature

PVC-U	0 °C...+60 °C
PP-H	+10 °C...+80 °C
PVDF	0 °C...+120 °C
PVC-C	0 °C...+100 °C

Product connections

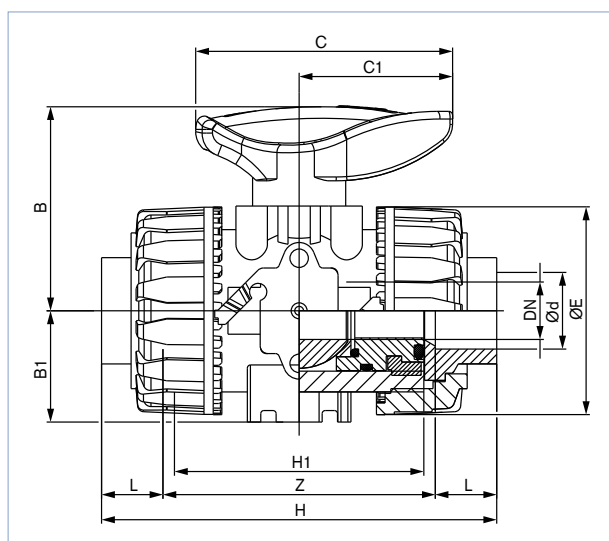
Port connection

True union	PVC-U
Fusion spigot	PP-H, (PVDF and PVC-C on request)

2. Dimensions

2.1. 2/2 way version

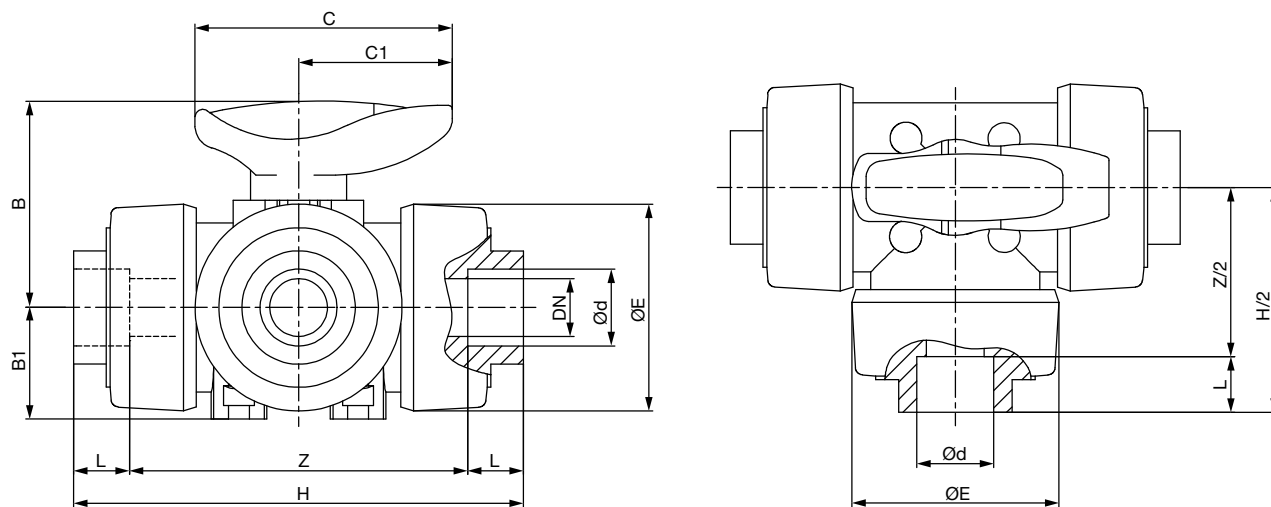
Note: Angaben in mm.



Ød	DN	L	Z	H	H1	ØE	B	B1	C	C1	Weight [g]
16	10	14	75	103	65	54	54	29	67	40	215
20	15	16	71	103	65	54	54	29	67	40	205
25	20	19	77	115	70	65	65	34.5	85	49	330
32	25	22	84	128	78	73	69.5	39	85	49	438
40	32	26	94	146	88	86	82.5	46	108	64	693
50	40	31	102	164	93	98	89	52	108	64	925
63	50	38	123	199	111	122	108	62	134	76	1577
75	65	44	147	235	133	164	164	87	225	175	4380
90	80	51	168	270	149	203	177	105	327	272	7200
110	100	61	186	308	167	238	195	129	385	330	11141

2.2. 3/2 way version

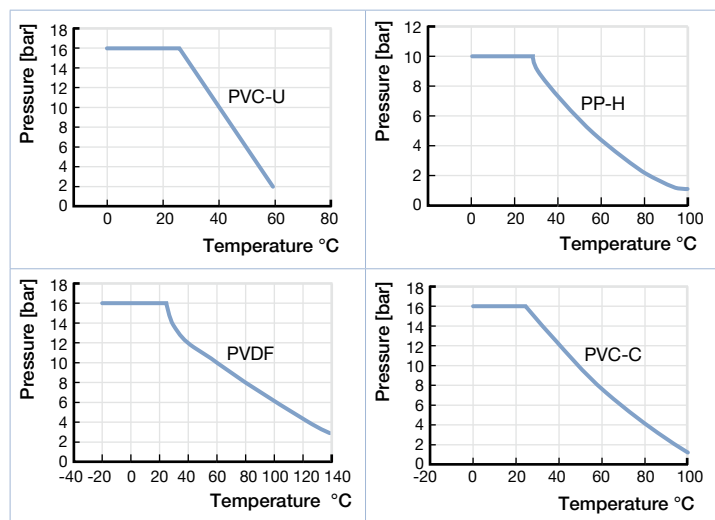
Note:
Dimensions in mm



Ød	DN	L	Z	H	ØE	B	B1	C	C1	Weight [g]
16	10	14	90	118	54	54	29	67	40	310
20	15	16	86	118	54	54	29	67	40	310
25	20	19	107	145	65	65	34.5	85	49	550
32	25	22	116	160	73	69.5	39	85	49	790
40	32	26	136.5	188.5	86	82.5	46	108	64	1275
50	40	31	157	219	98	89	52	108	64	1660
63	50	38	190.5	266.5	122	108	62	134	76	2800

3. Performance specifications

3.1. Pressure temperature diagram



DTS 1000090181 EN Version: K Status: RL (released | freigegeben | validé) printed: 19.05.2020

3.2. Torques

DN	Port connections Ø [mm]	2 way plastic ball valves (DN10...DN50)	Torques [Nm]			3 way plastic ball valves (DN15...DN50)
			2 way plastic ball valves (DN65...DN100)			
			PN16	PN10	PN6	
10	16	3	–	–	–	–
15	20	3	–	–	–	3
20	25	4	–	–	–	5
25	32	6	–	–	–	6
32	40	7	–	–	–	12
40	50	10	–	–	–	14
50	63	16	–	–	–	23
65	75	–	30	25	20	–
80	90	–	45	35	25	–
100	110	–	65	55	40	–

3.3. Switching positions 3-way

Ball bore		T			L
Position	0°				
	90°				
Switching position		T1	T2	T3	L4


4. Product accessories

4.1. Adaption flange

Adaption flange in PP-GR: used for automation of ball valves with pneumatic or electric rotary actuators.




4.2. Distance plate kit – used for wall fixing of the plastic ball valves

Description	Components of the kit
Distance plate kit 	<ul style="list-style-type: none"> • Distance plate (GRP reinforced PP) • Screw (Stainless Steel) • Threaded bush (Brass)

5. Ordering information

5.1. Bürkert eShop – Easy ordering and quick delivery




Bürkert eShop – Easy ordering and fast delivery

You want to find your desired Bürkert product or spare part quickly and order directly? Our online shop is available for you 24/7. Sign up and enjoy all the benefits.

[Order online now](#)

5.2. Bürkert product filter



Bürkert product filter – Get quickly to the right product

You want to select products comfortably based on your technical requirements? Use the Bürkert product filter and find suitable articles for your application quickly and easily.

[Try out our product filter](#)

DTS 1000090181 EN Version: K Status: RL (released | freigegeben | validé) printed: 19.05.2020

5.3. Ordering chart

2/2 way ball valve

Note:

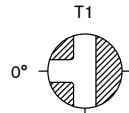
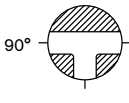
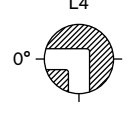
Further versions on request.

Orifice [mm]	Port connection Ø [mm]	K _{vs} value for water [m ³ /h]	Pressure range PVC-U, PVDF, PCV-C [bar]	Pressure range PP-H [bar]	Article no. true union PVC-U	Article no. fusion spigot PP-H
Seal material PTFE/EPDM						
10	16	4.8	0...16	0...10	176462	176469
15	20	12	0...16	0...10	176463	176470
20	25	23	0...16	0...10	176464	176471
25	32	46	0...16	0...10	176465	176472
32	40	66	0...16	0...10	176466	176473
40	50	105	0...16	0...10	176467	176474
50	63	204	0...16	0...10	176468	176475
65	75	315	0...16	0...10	202660	252587
80	90	426	0...16	0...10	185991	238514
100	110	570	0...16	0...10	202750	254604
Seal material PTFE/FKM						
10	16	4.8	0...16	0...10	176476	176483
15	20	12	0...16	0...10	176477	176484
20	25	23	0...16	0...10	176478	176485
25	32	46	0...16	0...10	176479	176486
32	40	66	0...16	0...10	176480	176487
40	50	105	0...16	0...10	176481	176488
50	63	204	0...16	0...10	176482	176489
65	75	315	0...16	0...10	182519	on request
80	90	426	0...16	0...10	185855	on request
100	110	570	0...16	0...10	205537	on request

3/2 way ball valve PVC-U

Note:

Further versions on request.













Switched position	Orifice [mm]	Port connection Ø [mm]	K _{vs} value for water [m ³ /h]	Pressure range [bar]	Article no. seal material EPDM	Article no. seal material FKM
T1 	10	16	1.5	0...16	209890	186022
	15	20	2.1	0...16	209891	186023
	20	25	5.7	0...16	209892	186024
	25	32	8.4	0...16	209893	186025
	32	40	16.2	0...16	209894	186026
90° 	40	50	19.8	0...16	209895	186027
	50	63	37.2	0...16	209896	186028
	10	16	2.8	0...16	209897	186015
	15	20	4.3	0...16	209898	186016
	20	25	9.0	0...16	209899	186017
L4 	25	32	15.9	0...16	209900	186018
	32	40	28.5	0...16	202689	186019
	40	50	37.2	0...16	209901	186020
	50	63	67.2	0...16	209902	186021

5.4. Ordering chart accessories


Adaption flange in PP-GR

Note:

Adaption flange in PP-GR: used for automation of ball valves with pneumatic or electric rotary actuators.

For ball valve orifice [mm]	For port connection Ø [mm]	ISO 5211 Flange	Square [mm]	Double square [mm]	Article no.
10	16	F03/04	11	–	669974 
		F03/04	–	14	669980 
15	20	F03/04	11	–	669974 
		F03/04	–	14	669980 
20	25	F03/05	11	–	669975 
		F03/05	–	14	669981 
25	32	F03/05	11	–	669976 
		F03/05	–	14	669982 
32	40	F05/07	14	–	669977 
40	50	F05/07	14	–	669978 
50	63	F05/07	14	–	669979 
65	75	F05/07	14	–	672134 
80	90				
100	110				

Distance plate kit – used for wall fixing of the plastic ball valves

For ball valve orifice [mm]	For port connection Ø [mm]	Article no.
10 – 25	16 – 32	772678 
32 – 50	40 – 63	772679 